

# BUFFEATER | FAQ

---

[What are the requirements to run Buffeater?](#)

[Can I use Buffeater with that fancy new Reaktor 5.5?](#)

[How big is the included samples library?](#)

[What is the license for the sample content?](#)

[How do I set Buffeater up in my host?](#)

[How do I get live audio going into Buffeater instead of the tape player?](#)

[How can I turn that BeatLooper off and preview all the effects presets with live audio instead?](#)

[I'm playing my QWERTY keyboard but don't hear or see anything. What should I do?](#)

[How do I change the notes used to trigger Buffeater?](#)

[I closed my project and reopened it later but it doesn't sound or look the same.](#)

[My FX Presets are different in each snapshot, what is going on?](#)

## **What are the requirements to run Buffeater?**

You need to be running Reaktor 5 (5.15 and up recommended) on a PC or MAC

## **Can I use Buffeater with that fancy new Reaktor 5.5?**

Yes, of course!

## **How big is the included samples library?**

346mb of goodness.

## **What is the license for the sample content?**

This content is free to use for commercial or non-commercial musical works, but you may not redistribute these samples in any way, shape or form or claim credit for the material in its raw unaltered form or outside of a musical work. You may not use this material to make other sample libraries.

## **How do I set Buffeater up in my host?**

Please see the manual section 1.5 for help. Otherwise you can write us at [twistedtools.com/forums](http://twistedtools.com/forums)

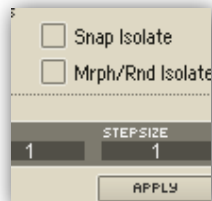
## How do I get live audio going into Buffeater instead of the tape player?

There is a menu in the BeatLooper instrument below the cyan colored horizontal playhead. Click on that menu and choose 'Live (external audio in)' and feed audio into Buffeater from your host or audio interface in standalone mode.

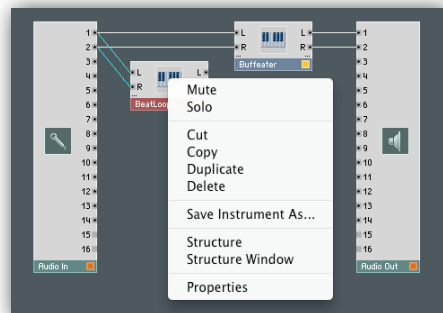
## How can I turn that BeatLooper off and preview all the effects presets with live audio instead?

Two ways:

1 - Right-click the Internal/External menu described in the previous question and select 'BeatLooper Int/Ext Properties'. Then, click on the 'gears' icon and select 'Snap Isolate' at the bottom. This isolates that menu from Reaktor 'Snapshots' (presets) so that it is never changed. Click again to undo at any time.



2 - To delete the it, double-click empty space below Buffeater to view the 'structure' of Buffeater. Delete the instrument called 'BeatLooper' and re-cable the audio ins directly into Buffeater. This may look different depending on the version of Reaktor you're using.



## **I'm playing my QWERTY keyboard but don't hear or see anything. What should I do?**

Are you in plugin mode or standalone mode? If you are in standalone mode you should be hearing something or at least seeing something.

If you don't hear or see anything light up when in stand alone mode, drop us a line in at [twistedtools.com/forums](http://twistedtools.com/forums)

If you see the cyan triggers light up, but don't hear anything and are in standalone mode, please check Reaktor's audio device/soundcard setting under System>Audio & MIDI Settings (or File>Audio&MIDI Settings). Chose your output device.

If you are in plugin mode, try pressing ASDFGH on your QWERTY keyboard or play Buffeater using note #'s 60, 62, 64, 65, 67 and 69.

## **How do I change the notes used to trigger Buffeater?**

Right-click an fx trigger (horizontal button with the fx name on it) and choose MIDI learn and play a note on your keyboard. Please note that in Logic, this won't work if you're using Buffeater as an insert effect. You should be using Buffeater as a software instrument. Please see our manual section 1.5

## **I closed my project and reopened it later but it doesn't sound or look the same.**

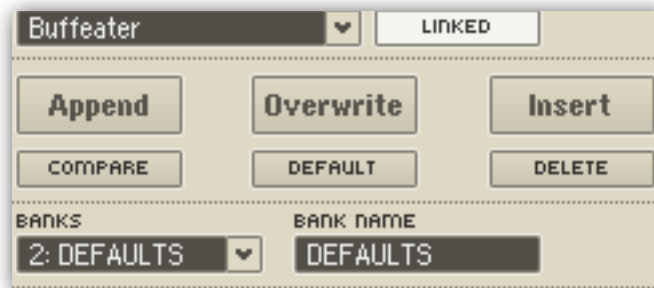
Before you close Buffeater, you should always do the following.

- 1 - Click the big SAVE! button at the upper right of Buffeater.
- 2 - Save your Buffeater Reaktor ensemble (as a copy if you don't want to write over the settings permanently which other projects might use). When running Buffeater as a plugin, click the 'disk icon' to save your Reaktor ensemble.

## My FX Presets are different in each snapshot, what is going on?

Each snapshot has its own memory for all FX Preset slots, meaning that if you change an effects preset and store it, it will be recalled with the Reaktor snapshot when you save the snapshot or click the SAVE! button. This basically means that you have 384 slots of memory per snapshot! However the names are global for all snapshots.

If you'd like to get an original preset back, use the Default Snapshot and the copy/paste (C|P) buttons next to the FX Preset menu to copy and then paste. If you write over the Default snapshot by accident, there is a second bank of defaults waiting to come to the rescue.



Go to View>Show Snapshots and select the second bank, then copy and paste using the C | P buttons next to the FX Preset menu.